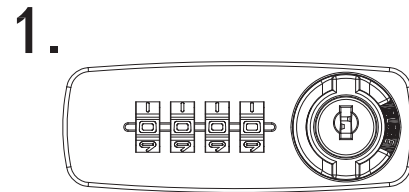
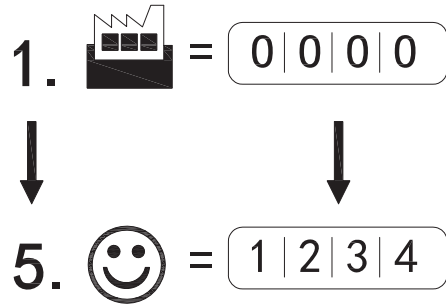


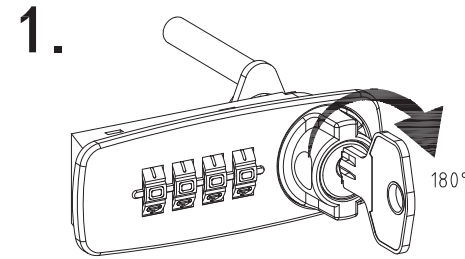
# SOLOS Combination Lock File Cabinets

## A.CODE SET



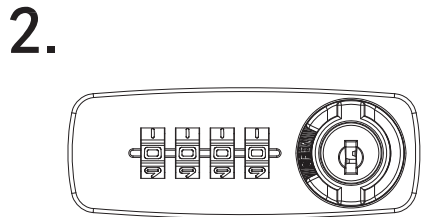
Initial code is 0-0-0-0.

## B.RETRIEVE THE CODE

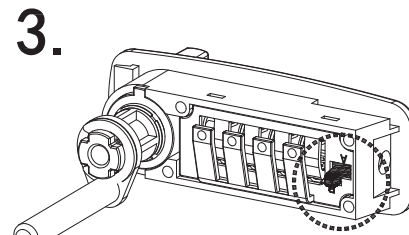


Insert the key and turn knob to open the drawer, and then turn knob back to withdraw the key.

Note: The key can open the lock when code is forgotten, but can not retrieve the code.

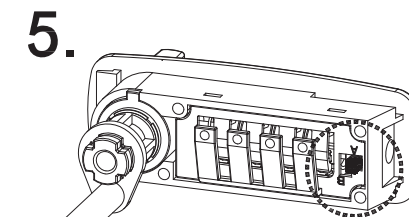
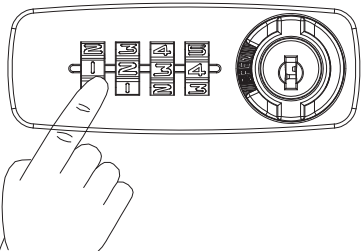


Turn the knob to "OPEN" position

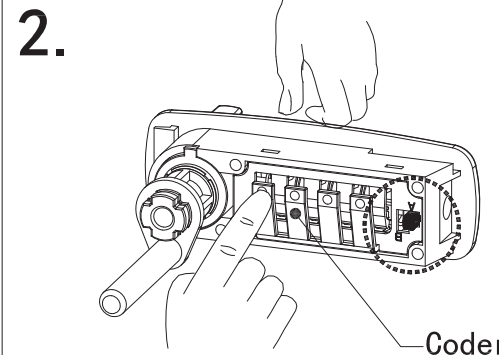


Move the code-change switch to position 'B'.

4. Drive the wheels to set your own code  
For example :1-2-3-4



Move the code-change switch back to position 'A' to set your code.



Press the coder and drive each wheel until it stops, then the number displayed is the code what you set previously.

## Combination Lock Manual

# SOLOS

[www.solos-it.com](http://www.solos-it.com)

[sales@solos-it.com](mailto:sales@solos-it.com)